

Preliminary Results 2018

interacting . together .

RCB Investor Conference Zürs

April 2019



Disclaimer

- This presentation was prepared by PORR AG (the "Company") solely for use at investors' meetings and is provided solely for informational purposes.
- This presentation dates from 1 April 2019. The facts and information contained herein might be subject to revision in the future. Neither the delivery of this presentation nor any further discussions of the Company with any of the recipients shall, under any circumstances, create any implication that there has been no change in the affairs of the Company since such date. None of the Company or any of its subsidiaries or any of its shareholders or any of such person's directors, officers, employees or advisors nor any other person makes any representation or warranty, express or implied as to, and no reliance should be placed on, the accuracy or completeness of the information contained in this presentation. None of the Company or any of its subsidiaries or any of its shareholders or any of such person's directors, officers, employees and advisors nor any other person shall have any liability whatsoever for any loss howsoever arising, directly or indirectly, from any use of this presentation. The same applies to information contained in other material made available at the meeting.
- This document is selective in nature and is intended to provide an introduction to, and overview of, the business of the Company. Wherever external sources are quoted in this presentation, such external information or statistics should not be interpreted as having been adopted or endorsed by the Company as being accurate.
- This presentation contains forward-looking statements relating to the business, financial performance and results of the Company and/or the industry in which the Company operates. These statements generally are identified by words such as "believes", "expects", "predicts", "intends", "projects", "plans", "estimates", "aims", "foresees", "anticipates", "targets", and similar expressions. The forward-looking statements, including but not limited to assumptions, opinions and views of the Company or information from third party sources, contained in this presentation are based on current plans, estimates, assumptions and projections and involve uncertainties and risks. Various factors could cause actual future results, performance or events to differ materially from those described in these statements. The Company does not represent or guarantee that the assumptions underlying such forward-looking statements are free from errors nor do they accept any responsibility for the future accuracy of the opinions expressed in this presentation. No obligation is assumed to update any forward-looking statements.
- By accepting this presentation you acknowledge that you will be solely responsible for your own assessment of the market and of the market position of the Company and that you will conduct your own analysis and be solely responsible for forming your own view of the potential future performance of the Company's business.



Five Home Markets - One Focus


Construction
clear focus

EUR 7.1bn
order book

> EUR 85.3m
preliminary EBT 2018

~ 20,000
employees

- Home markets
- Project markets
- Target markets



Solid Year 2018

Construction boom - but market challenges continue

Record order book of EUR 7.1bn - room for selective bidding

Stable EBT 2018 - though pressure on margins

EUR 1.10 dividend 2018 - unchanged at top level

Positive outlook 2019



Key Challenges That Really Matter

Refilling order book

Amongst leading construction companies in Europe

One of the few in infrastructure construction

150 years: strong regional network and market access

Beat the odds - construction costs

One company for all needs: strength of the total or general contractor

Securing subcontractors to a large extent

Scale matters - advantage of a cross-sector expertise and resource flexibility

Steering project risks

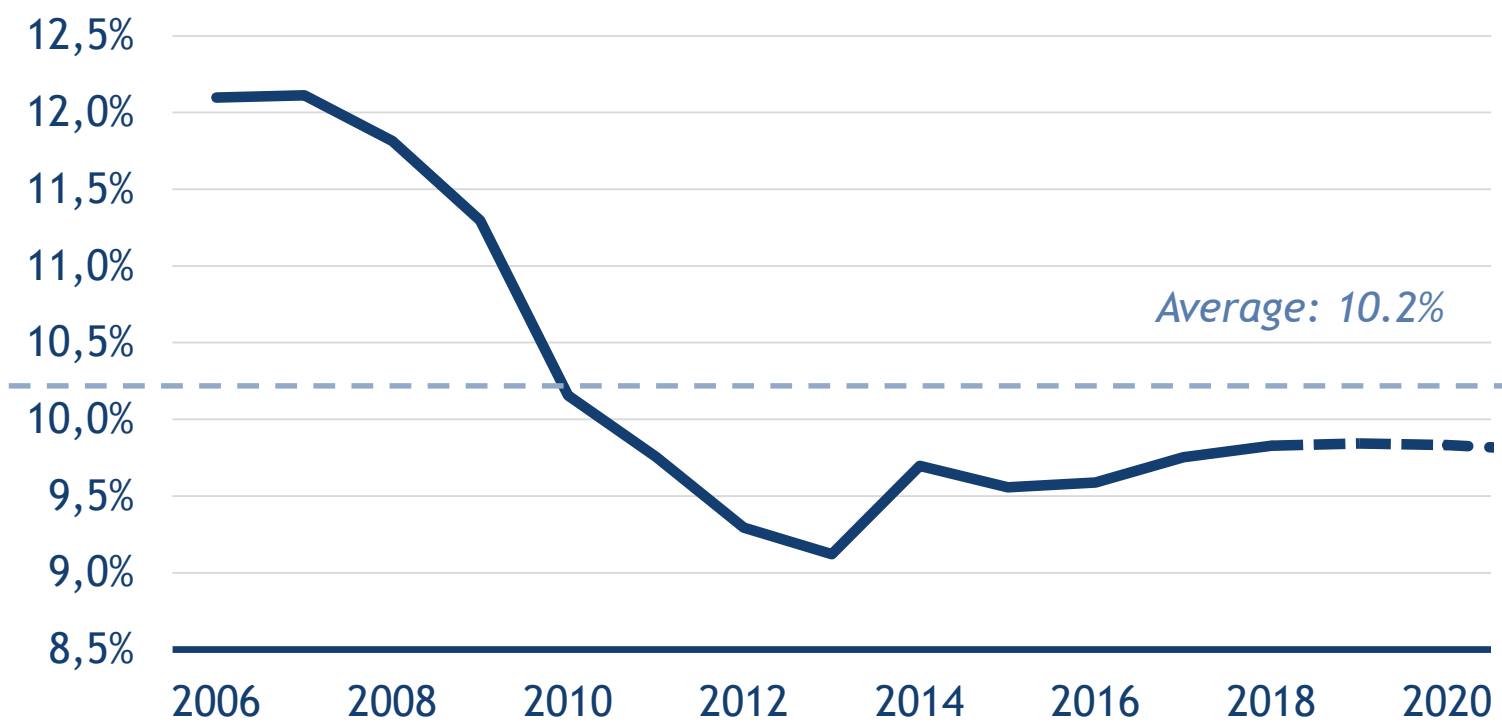
Five stable home markets enable visibility

Selective in project acquisition

Balanced portfolio structure

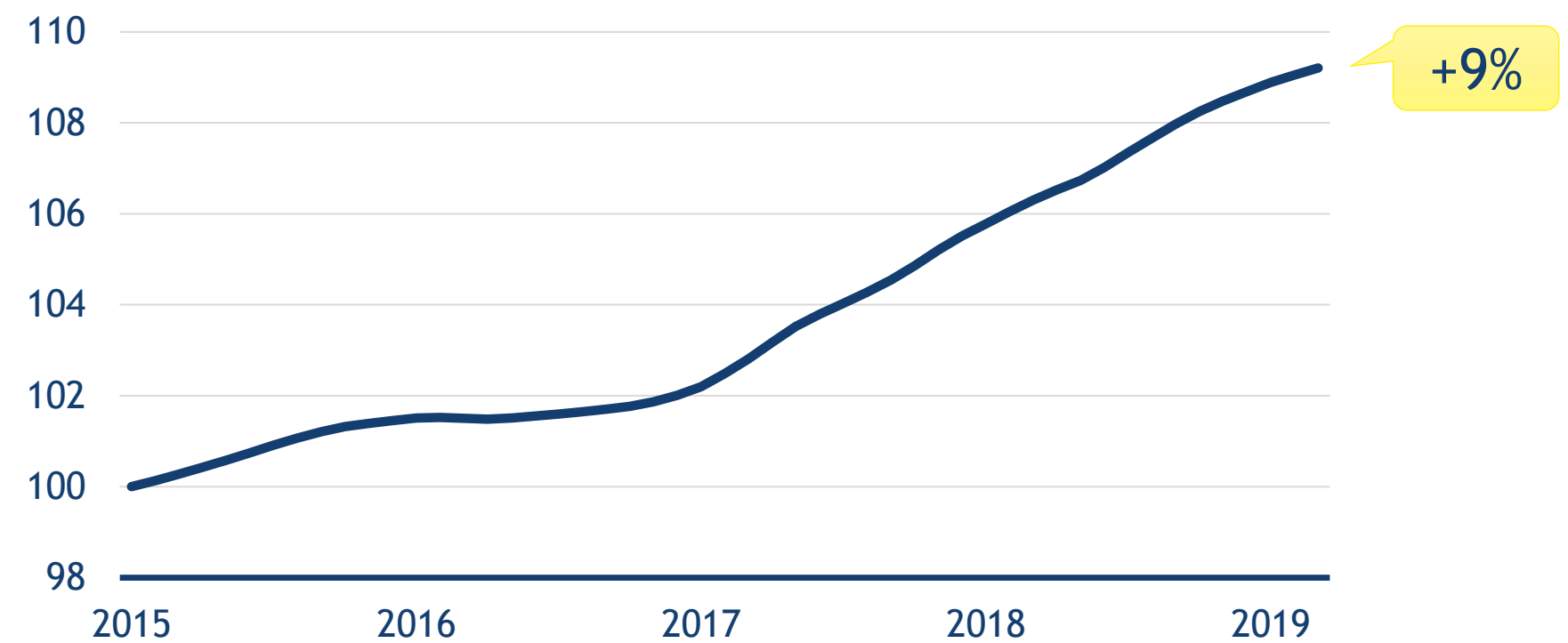
Construction Cycle in a Nutshell

Construction output in % of GDP



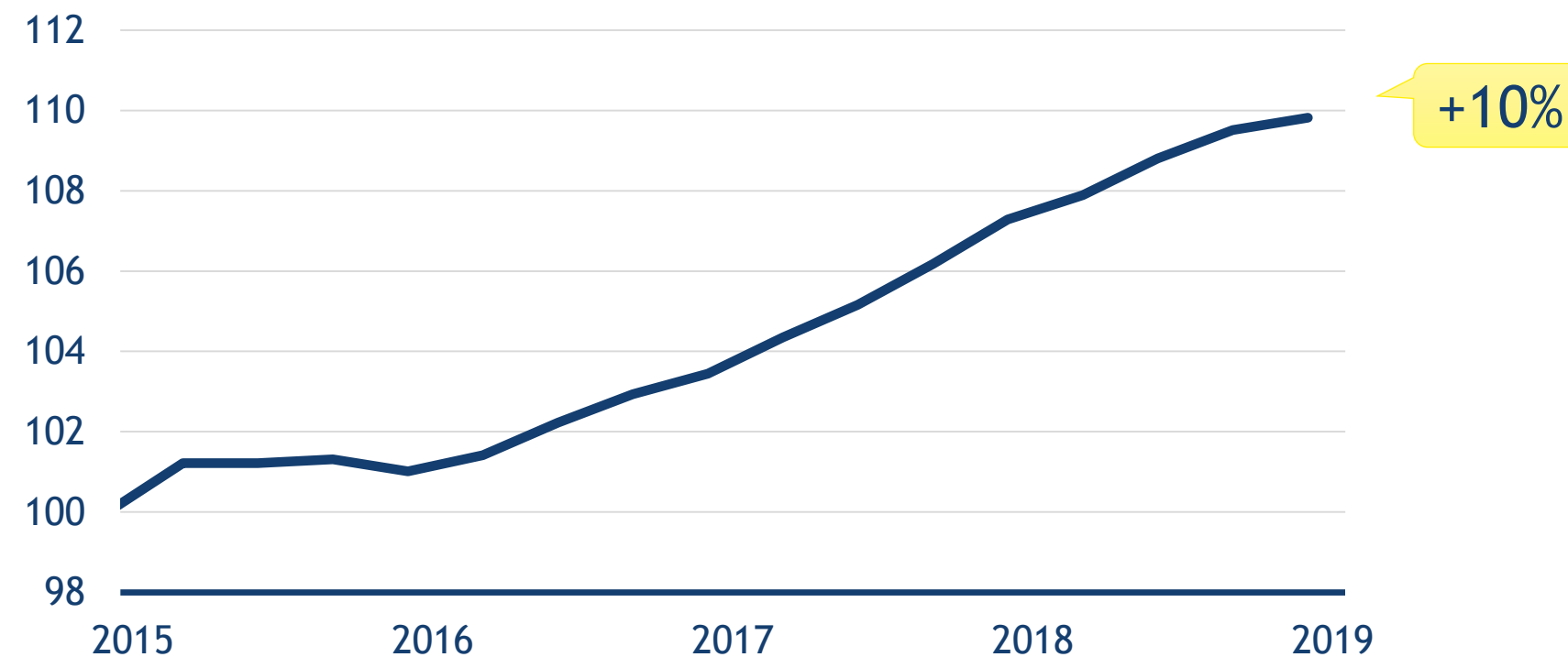
Cycle not at peak yet ...

Construction Cost in AUSTRIA¹



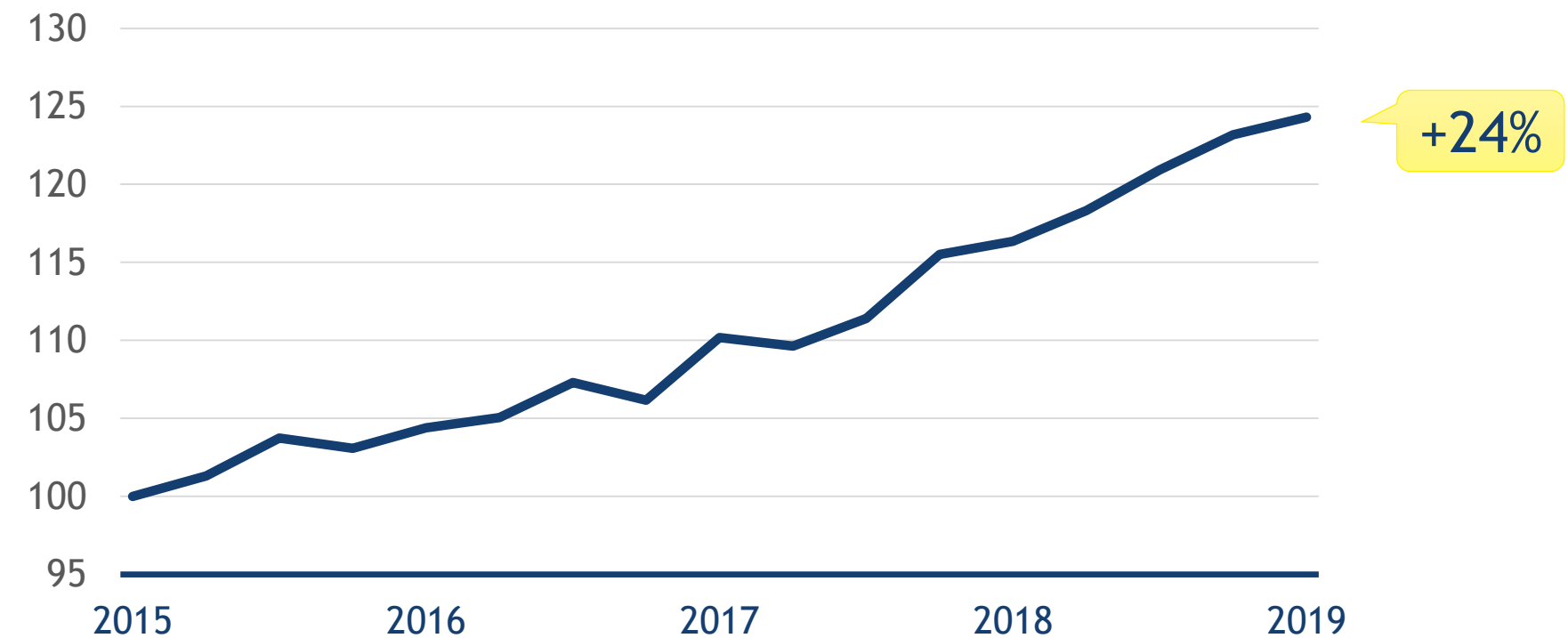
... Whereas price rises for commodities and constr. materials

Construction Cost in GERMANY¹



... Significant wage hikes (in Germany up to 6.6%)

Labour Cost in POLAND¹



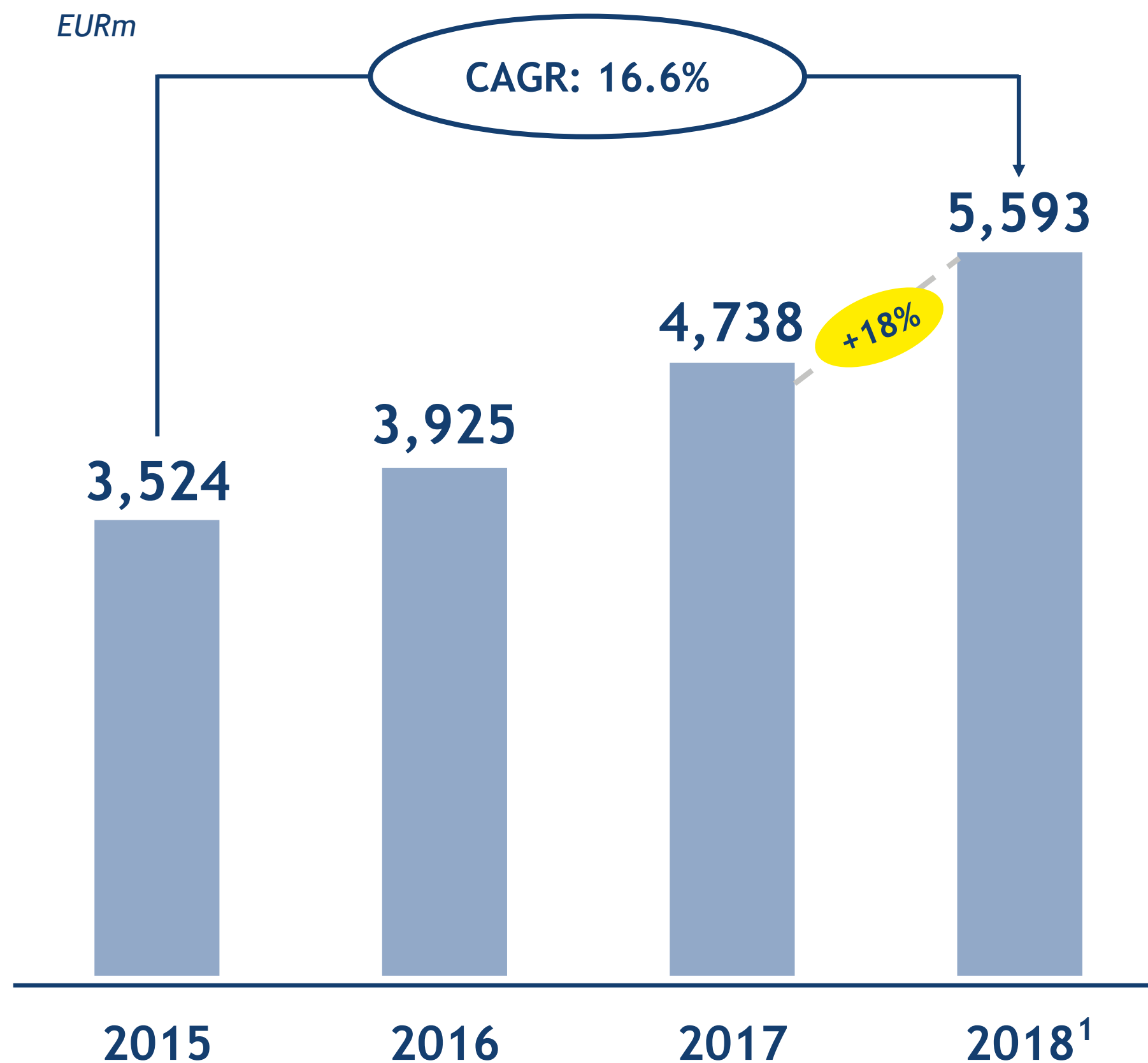
... Tremendous cost increases visible in Poland

¹ Base: 31.12.2014

Sources: Euroconstruct Reports (2010-2018), Statistics Austria/OeNB, destatis.de, Eurostat



Sizeable Market Position - Growth Continues

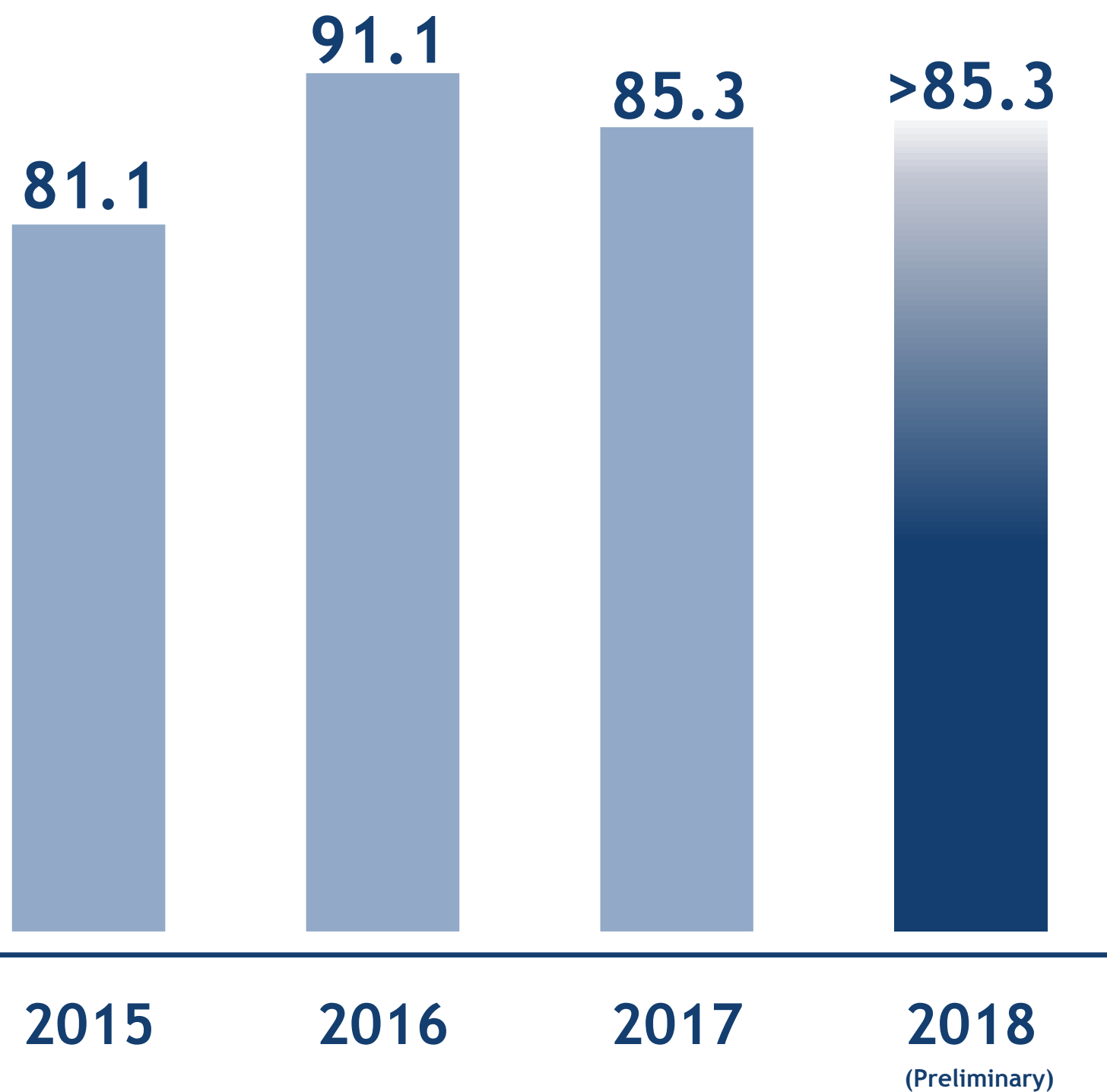


- Visible strong output growth dynamic over the past years
- Backed by record order book and driven by all business units
- Growth particularly in Austria, Germany and Poland
- Executing highest-profile infrastructure and industrial engineering projects

¹ According to preliminary figures 2018

Stable EBT in a Challenging Environment

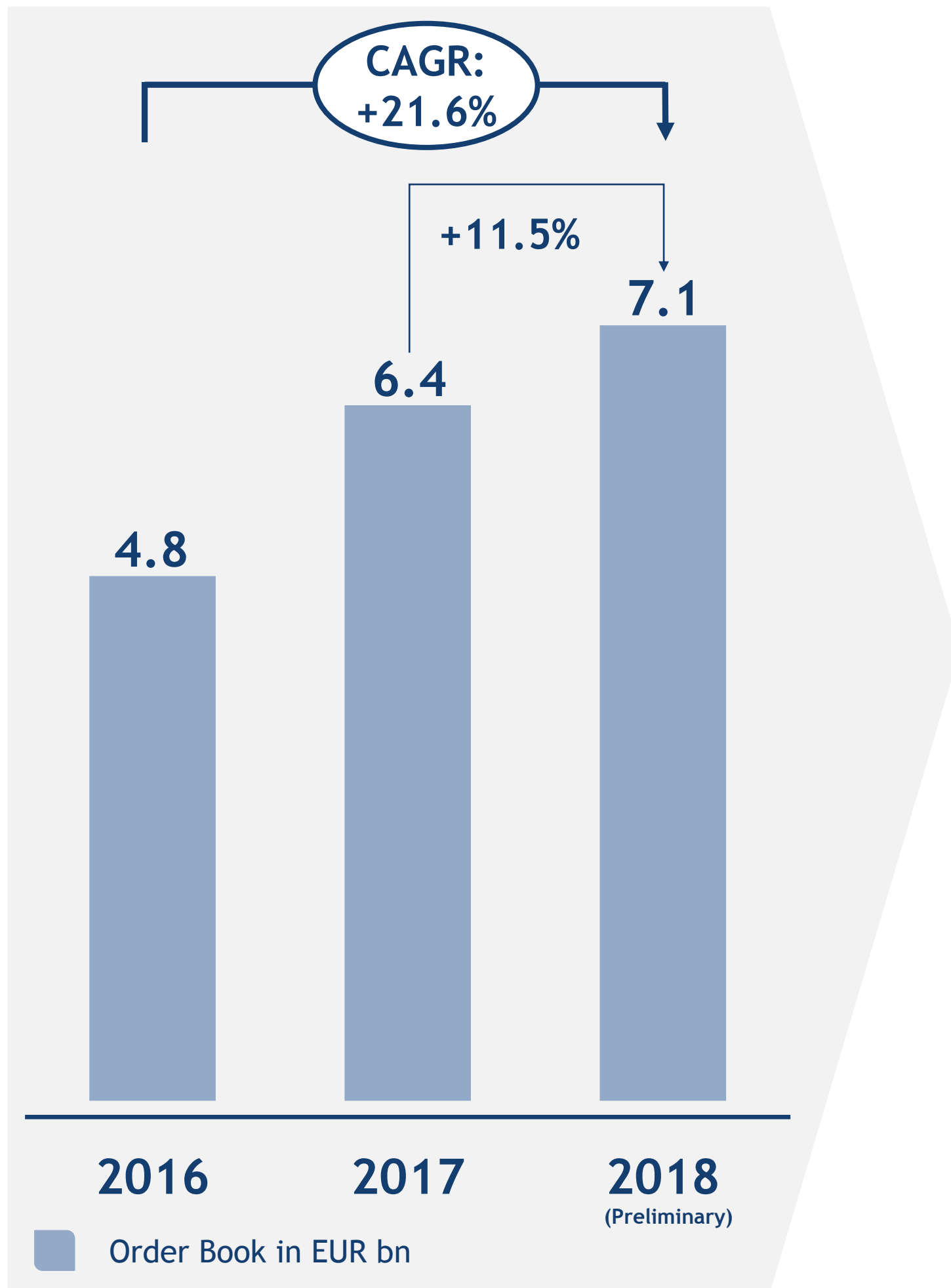
EURm



- Stable EBT development despite growing market challenges
- Germany on a recovery path - confirming strategy focus
- Poland remains challenging due to double-digit percent cost increases
- Focus on operational excellence to create sustainable value within the organisation



Strong Order Book - Power in Bidding



- Record order book of **EUR 7.1bn**
- Less cyclical due to large-scale projects in **infrastructure and industrial engineering**
- Sharpening portfolio profile via **intelligent growth**
- Selective tendering on projects** - new projects with **healthy margins**

Top 5 New Orders FY 2018

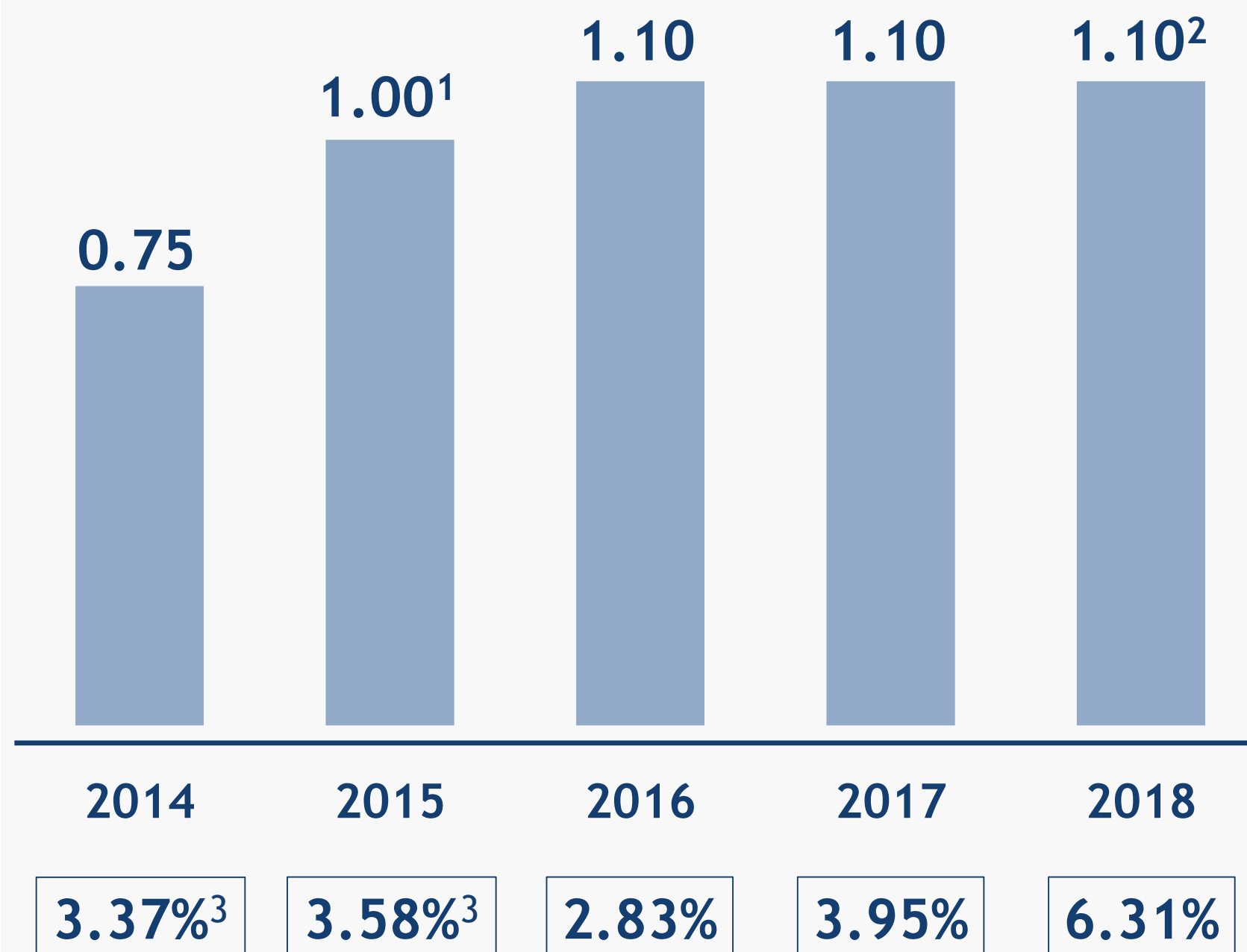
Selected Projects	Country	EUR m ¹	Plan
Brenner Base Tunnel, Tyrol	AT	531.3	2018-2024
S3 Bolków - Kamienna Góra	PL	290.2	2018-2023
FAIR ring accelerator, Darmstadt	DE	207.0	2018-2021
Railroad LK 93 Oswiecim - Czechowice-Dziedcize	PL	115.5	2018-2021
S61 Expressway Szczuczyn - Elk	PL	92.7	2018-2021

¹ Stated values are project values at time of contract award



Attractive Dividend Policy

Dividend per share (EUR)



□ Dividend yield

- EUR 1.10 dividend per share - unchanged high level
- Shareholder focus: consistent dividend policy (30-50% payout ratio⁴)
- Top-end dividend yield of 6.3% in the sector as per Dec 2018

¹ In 2015 excluding additional scrip dividend

² Proposal to AGM

³ Restated excl. discontinued operations

⁴ Based on net profit and depending on M&A strategy

Outlook 2019

No change in construction boom foreseen: demand should exceed supply

Production output 2019: > EUR 5.6bn (moderate growth)

Focus on operational excellence

Mid-term margin goal of EBT 3.0%

Sustainable dividend policy



About PORR



PORR as an Investment

Strong Core

- Market leader in domestic Austrian market
- Strong footprint in five European home markets (88% of total)
- Construction demand higher than supply

USP

- 150 years broad construction expertise across sectors
- One-stop-shop: value chain in-house
- Order backlog of EUR 7.1bn: full capacity utilisation far beyond 2019

Focus

- Focus on profitability and sound balance sheet
- Focus on risk-profile and balanced quality of order book
- Focus on innovation and technology

Capital Market

- EUR 1.10 top-level dividend proposal
- Continuity in payout ratio (30-50% of net profit)
- Shareholder value of prime importance

The logo for PORR, consisting of the letters 'PORR' in a bold, yellow, sans-serif font, set against a dark blue rectangular background.

PORR - At a Glance

Business Units

- 1 AT/CH/CZ
(home markets)
- 2 DE
(home market)
- 3 International
(project market)
- 4 Environmental,
healthcare & serv.


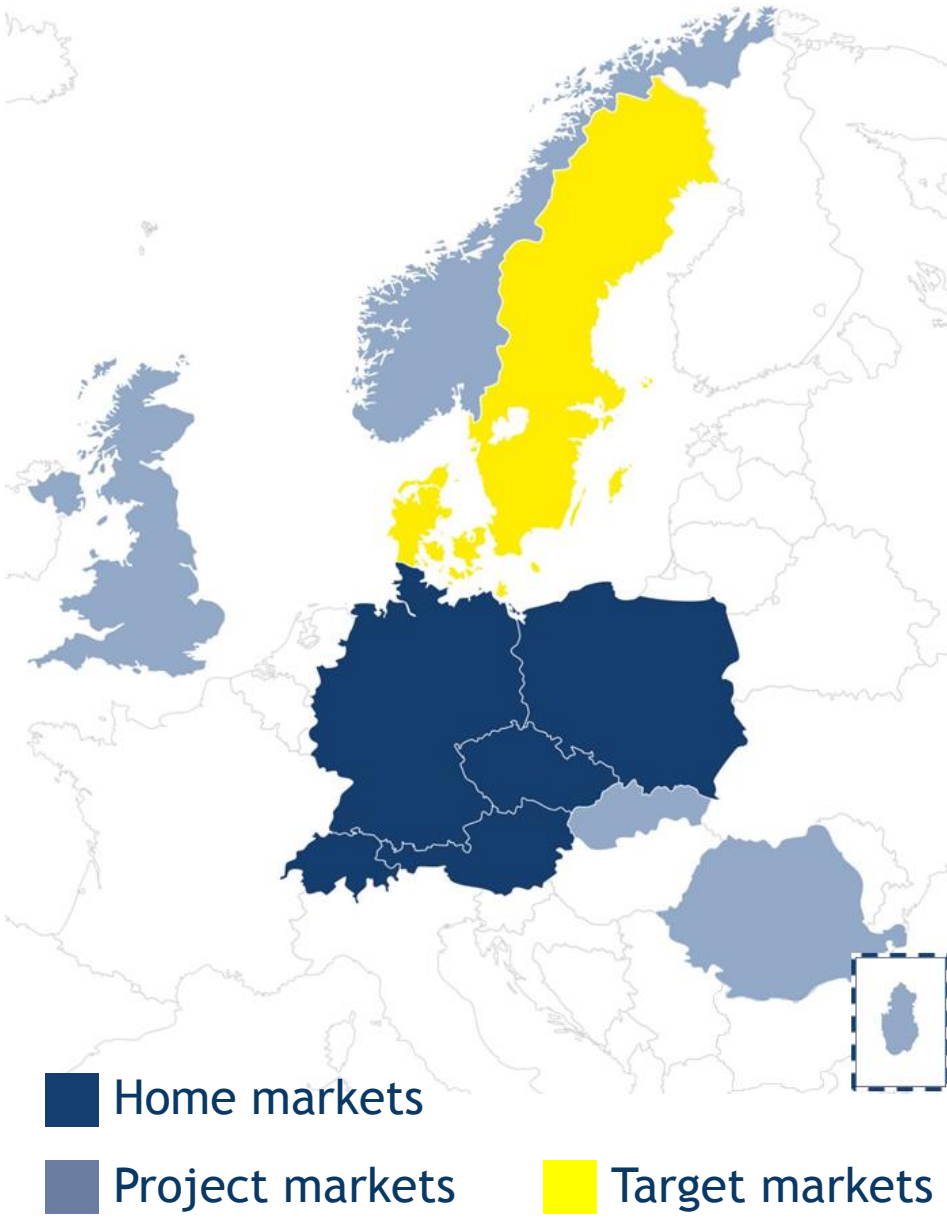
Key Facts FY/18¹

Prod. output **EUR 5.6bn** Employees **~20,000**

EBT **> EUR 85.3m** Backlog **EUR 7.1bn**

PORR, a leading full service provider in the construction sector

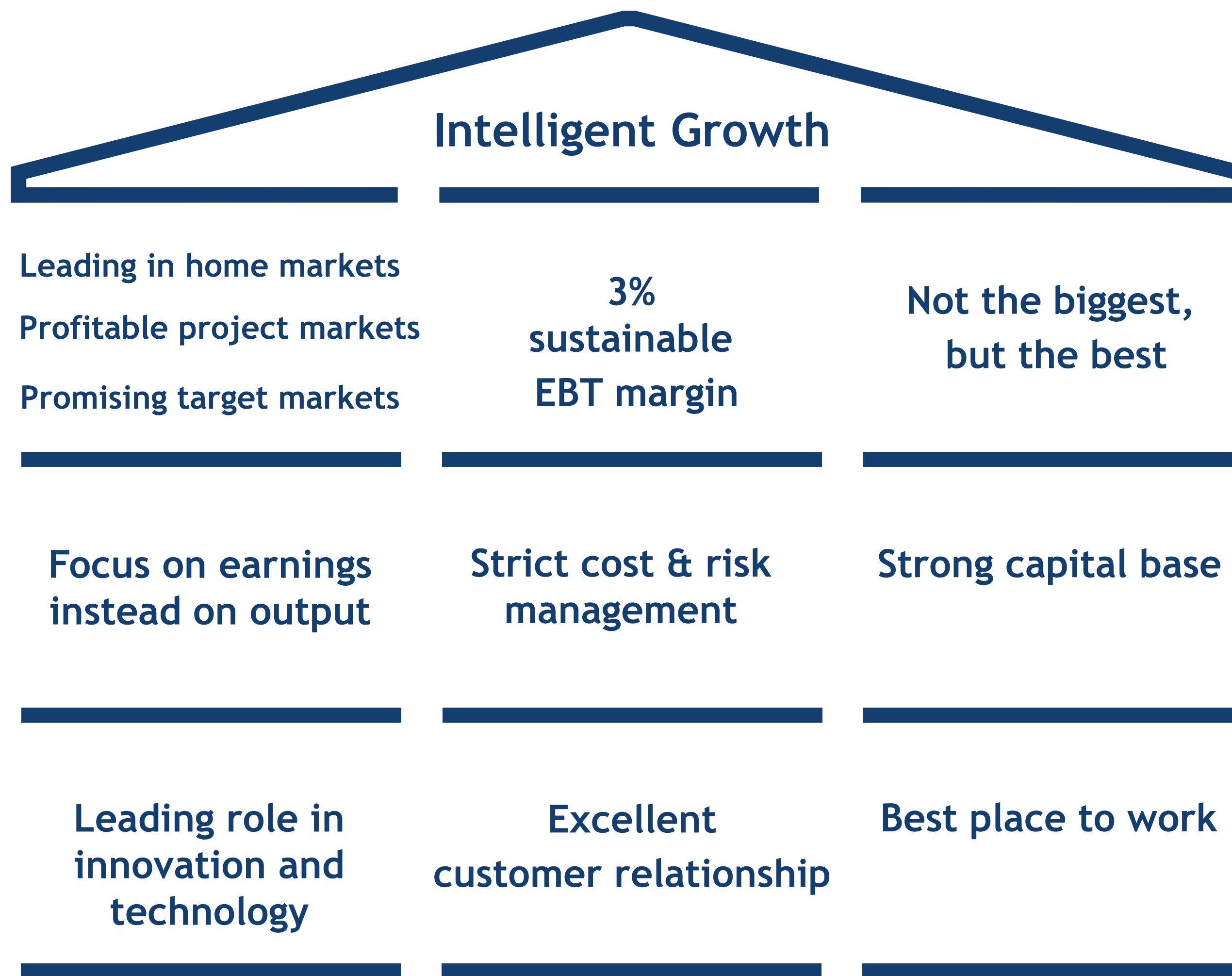
Markets



¹ According to preliminary figures 2018




No Change in Strategy - Focus on Execution



Construction matters

Ongoing urbanisation



80% of population to live in urban areas in Europe by 2050

Infrastructure



Infrastructure investment gap remains

New Standards



“Paperless” in construction unleashes value

- **Ongoing urbanization, high demand for infrastructure as well ageing infrastructure as key drivers of growth**
- **Sizeable investment plans in infrastructure**
(Germany: 270bn by 2030, Austria: 30bn by 2022, Poland/PKP: 83bn by 2020)
- **Technology captures the shift of client needs as well increasing complexity of projects**

Source: UN, BBVA Research, German national transport plan 2030, BMVIT, PKP

RCB Investor Conference • 01/04/2019 • 16



Market Screenshot

Austria

- Economic boom, rising GDP forecast
- PORR as a **top league player**
- **Full order books** and opportunities across all construction sectors

Germany

- Economic **upswing** remains but limited due to **resource and cost constraints**
- Huge investment **backlog** in infrastructure and transport sector
- PORR as **major player** competing for civil engineering projects

Switzerland

- **Stable** economic development
- High **backlog** in building construction
- Demand for **non-residential, roads and railway** construction

Poland

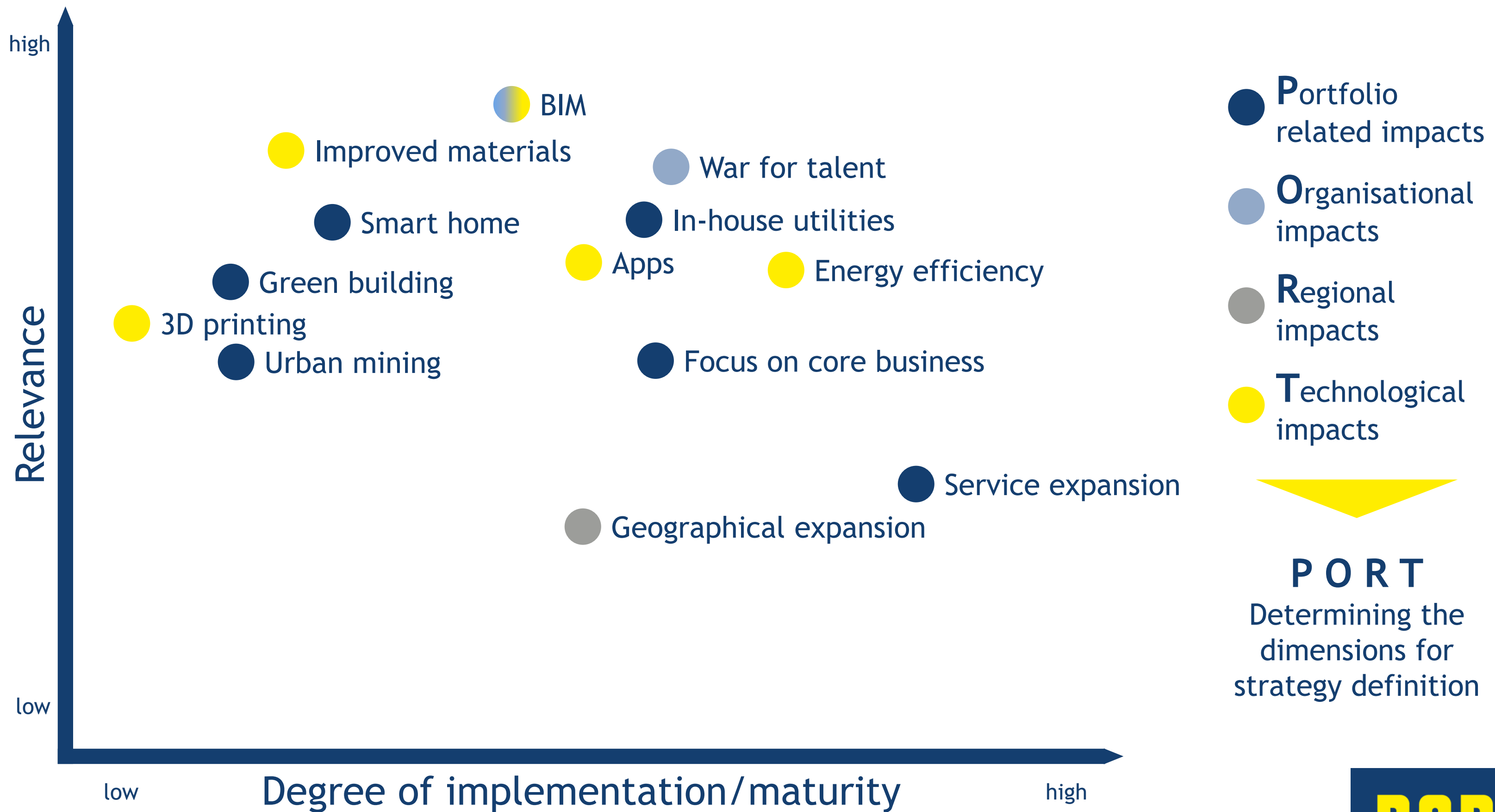
- **Strong economic upturn**
- **Most intense cost pressure** for materials as well as shortage of labour
- Infrastructure projects financed by **EU-Cohesion fund** until 2022

Czech Republic

- **Stable** economic development is limited by **labour shortage**
- **New traffic infrastructure** projects to be launched to the market
- Alpine Bau CZ a.s. as a **strategic investment**

The logo for PORR, consisting of the letters 'PORR' in a bold, yellow, sans-serif font, set against a dark blue rectangular background.

Selected Future Trends in Construction

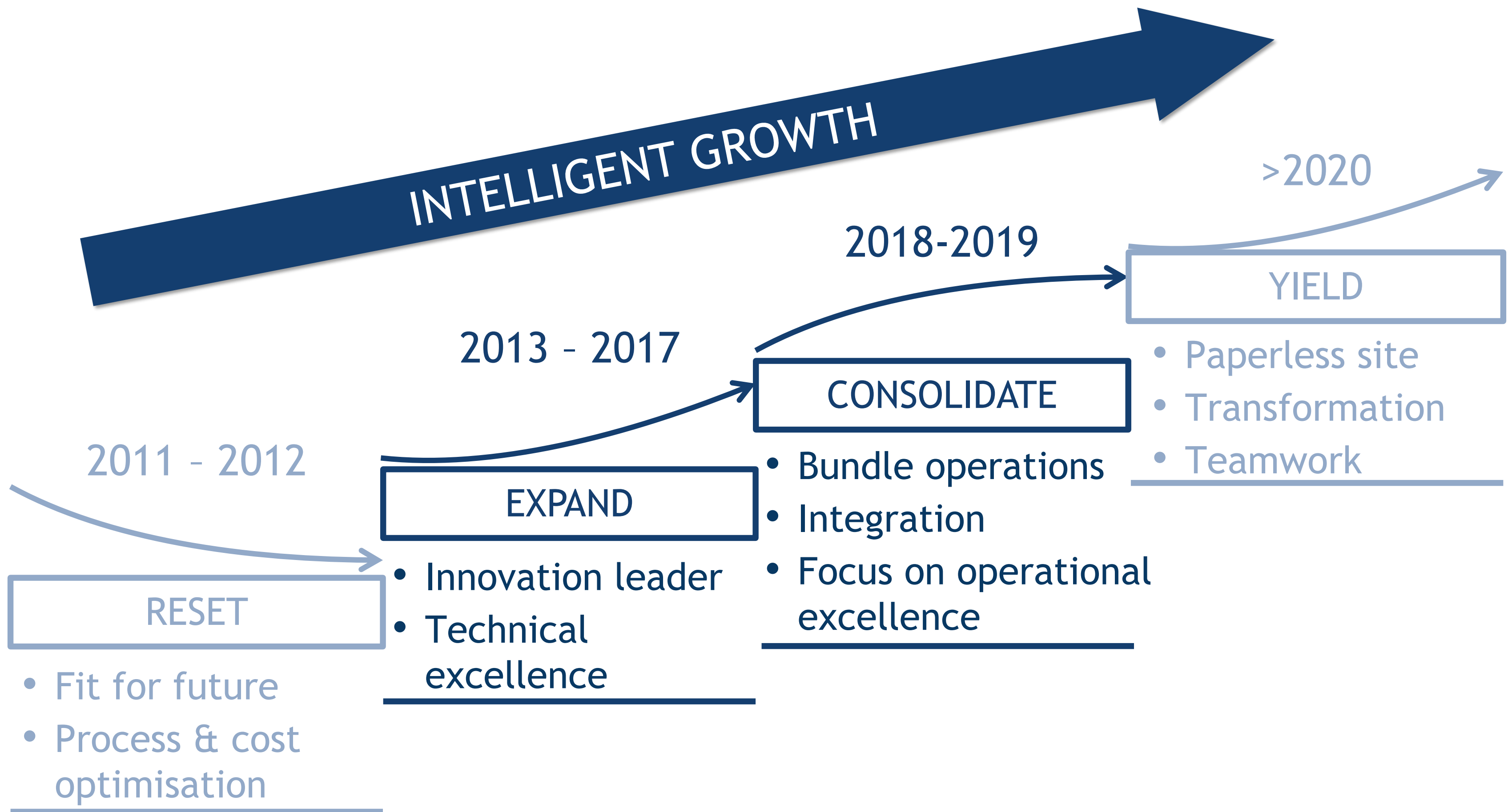


P O R T
 Determining the dimensions for strategy definition



Source: Roland Berger

Focus on Sustainable Performance



PORR in 2019

STRONG CORE

- Five home markets with strong local power
- #1 Scale in Austria
- Differentiate through portfolio of projects with different sizes

INTERNATIONAL

- PORR competes internationally in selective projects in civil engineering
- Sectors fit with competitive know-how

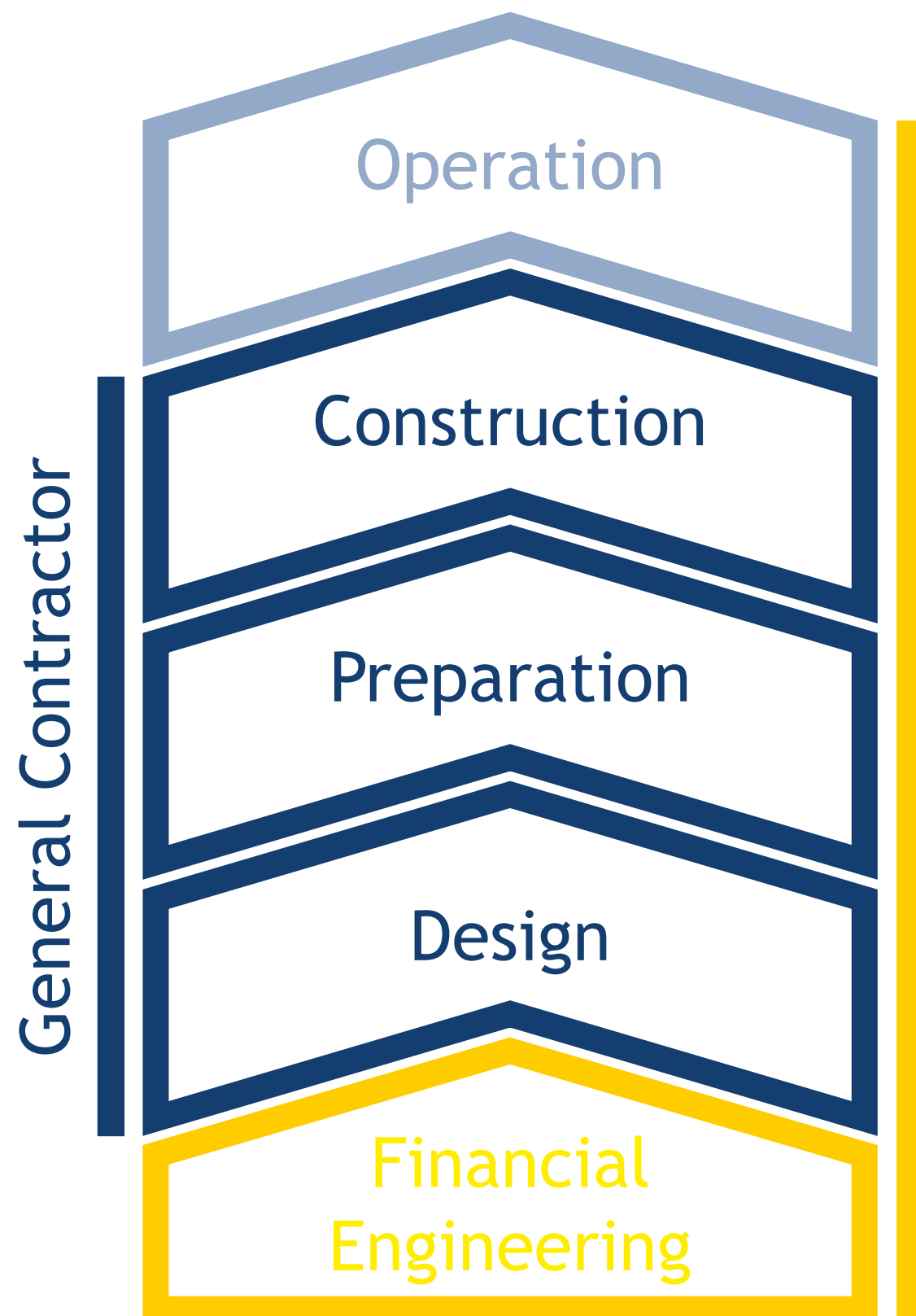
OPERATIONAL

- Focus on operational excellence, project control, cash and cost discipline

THINK BEYOND

- Portfolio complemented by activities driving construction and margins (e.g. slab track as an international product)

General/Total Contractor with Expertise in Lean Construction



- PORR is a pure construction company and builds as much as possible itself
- Strong core competencies alongside the construction value chain (e.g. Lean Construction)
- Within single segments PORR develops unique expertise (e.g. civil engineering) to be „best in class“
- Where our specific knowledge gives us an edge, we selectively extend our service portfolio, e.g.:

Operation

PPP in two Austrian children's hospitals



Bad Erlaa



Rohrbach

Financial Engineering

PPP-School "Berresgasse" Campus in Vienna...



...and also in civil engineering

PORR

Addressing Critical Challenges for Operational Excellence

Technology driven by increasing customer need and cost pressure

PAPERLESS CORE

- Paperless workflows save time and cost
- Machine-2-Machine (IoT/connected equipment)
- PORR Apps

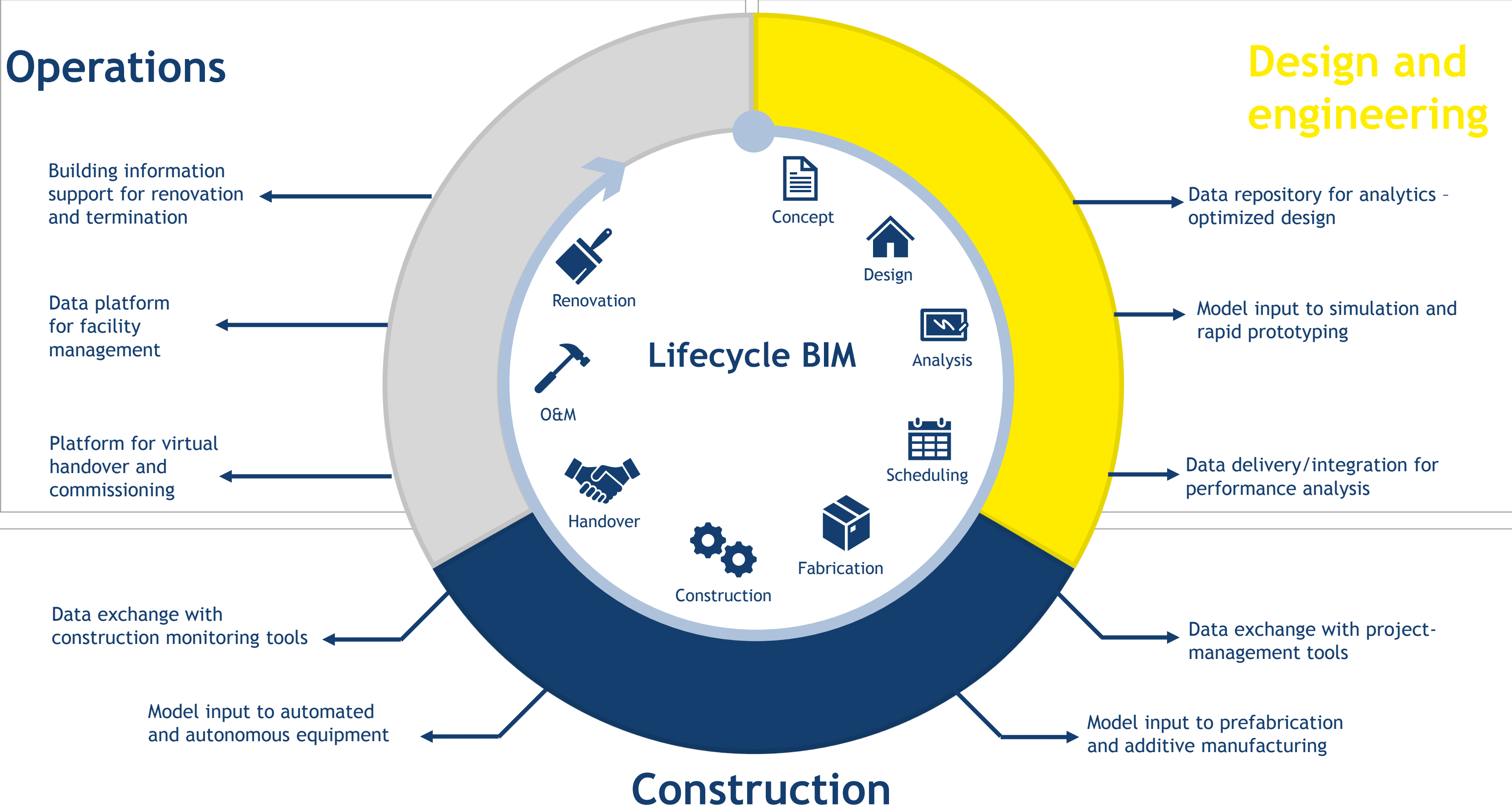
PLANNING/ CALCULATION

- BIM 5D = 3D + time and cost/quality
- Increase transparency and efficiency along the whole construction process

LEAN CONSTRUCTION

- Full transparency
- Minimize waste of materials, time and effort
- Connected stakeholders

Building Information Modelling (BIM)



Source: BCG



LEAN @ BMW

PORR



ALIGNMENT TO.

- LEAN in Design & Construction
- Integrated BIM Model
- Collaboration and Partnering
- Supply Chain Involvement
(off-site pre-produced material)

CUSTOMER FEEDBACK.

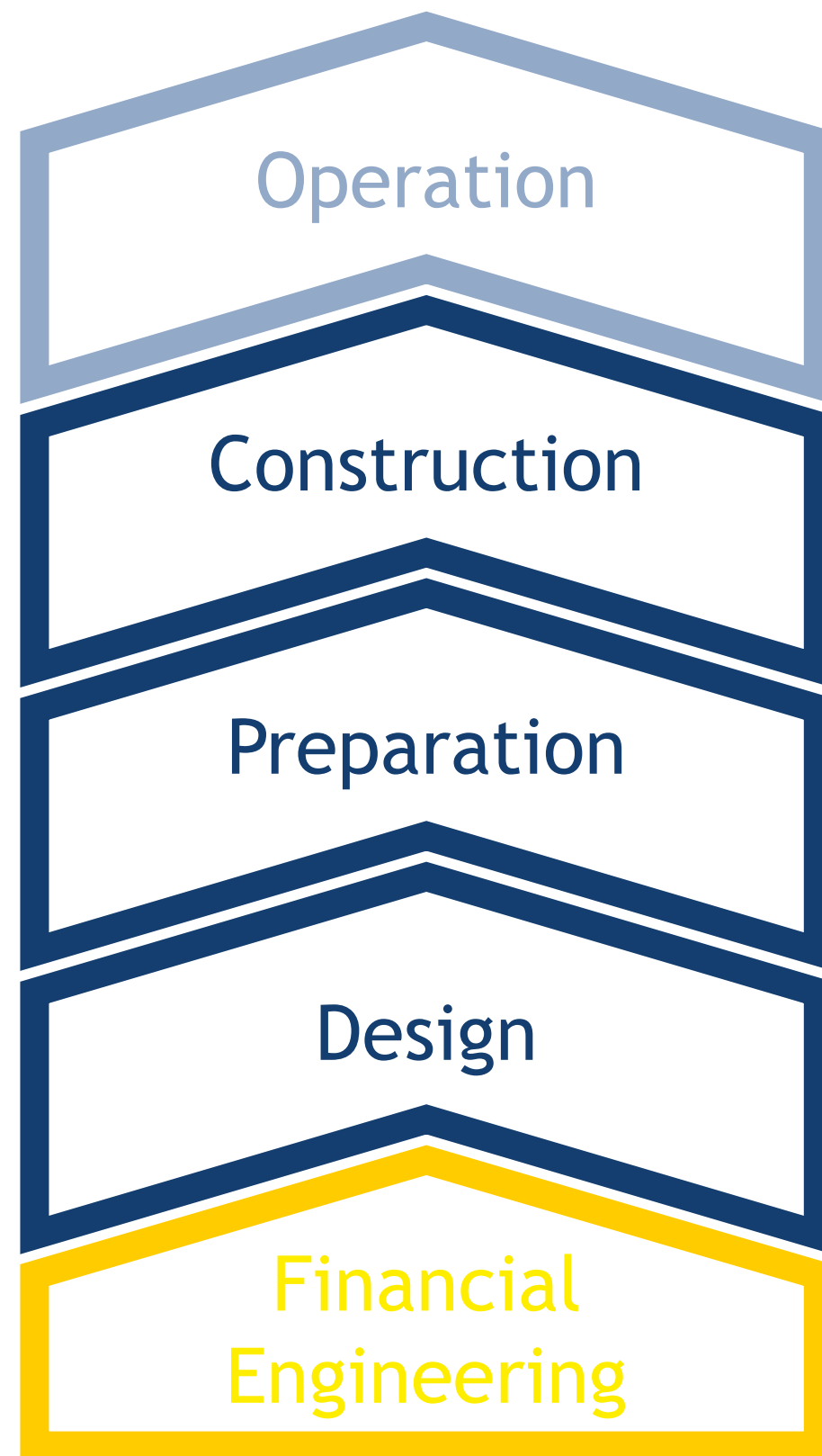
- Full Visibility (Live Track)
- Stability through Takt Planning
- Zero Claims
- Zero Delay
- Zero Days Schedule Deviation
- Great Team Spirit

PORR

M&A Activities by FY 2018

Expertise Building

Regional Expansion



PORR
hospitals

PORR
ABW

PORR
G&P

PORR
Infra

PORR
Polska Infra-structure

PORR
ALPINE
Bau CZ a.s.

PORR
Alpine

BBGS

PRAJO & CO

PORR
bpp

PORR
PWW

G. HINTEREGGER
a.s. & Söhne
Baugesellschaft m.b.H.

GOIDINGERBAU

FRANKI
GRUNDBAU

Stump

nägele
hoch- und tiefbau

PORR
Geotechnik

TKDZ

OEVERMANN

PORR

Corporate Sustainability

DONE: KEY DATA 16/17¹

- Increased **recycling** (+35.8%)
- Reduced **energy** use (-2.8%)
- Reduced **accident** frequency (-31.4%)
- Improved **value added** (+15.6%)
- Increased **R&D** (+20%)
- **Compliance Management System** certified (first in construction)
- **bee@PORR**: more than 30 venues with hives

GOALS¹

- **Health:**
 - Vision Zero: accident frequency < 10
 - Health management system
- **Education**
 - PORR Academy; 5% apprentices
- **Compliance**
- **Diversity**
- **Environmental**
 - 1.5% savings in energy/emissions, etc.
- **Procurement**

¹ More detailed analysis can be found in the Corporate Sustainability Report 2016/2017

Best Place to Work @ PORR

WAR FOR TALENT

- Employees and clients require highly flexible organisations
- Demographics lead to a shortage of skilled employees
- Urbanisation results in a local concentration of demand

OUR ANSWER: BEST PLACE TO WORK - Concept

Work&Life@PORR

- Flexible models of working hours and leave
- Nursing and health support programs (smoke free environment, annual health day)
- OPEN SPACE offices

PORR Academy

- Attractive trainings for blue-and white-collar workers
- In-house education for international deployments

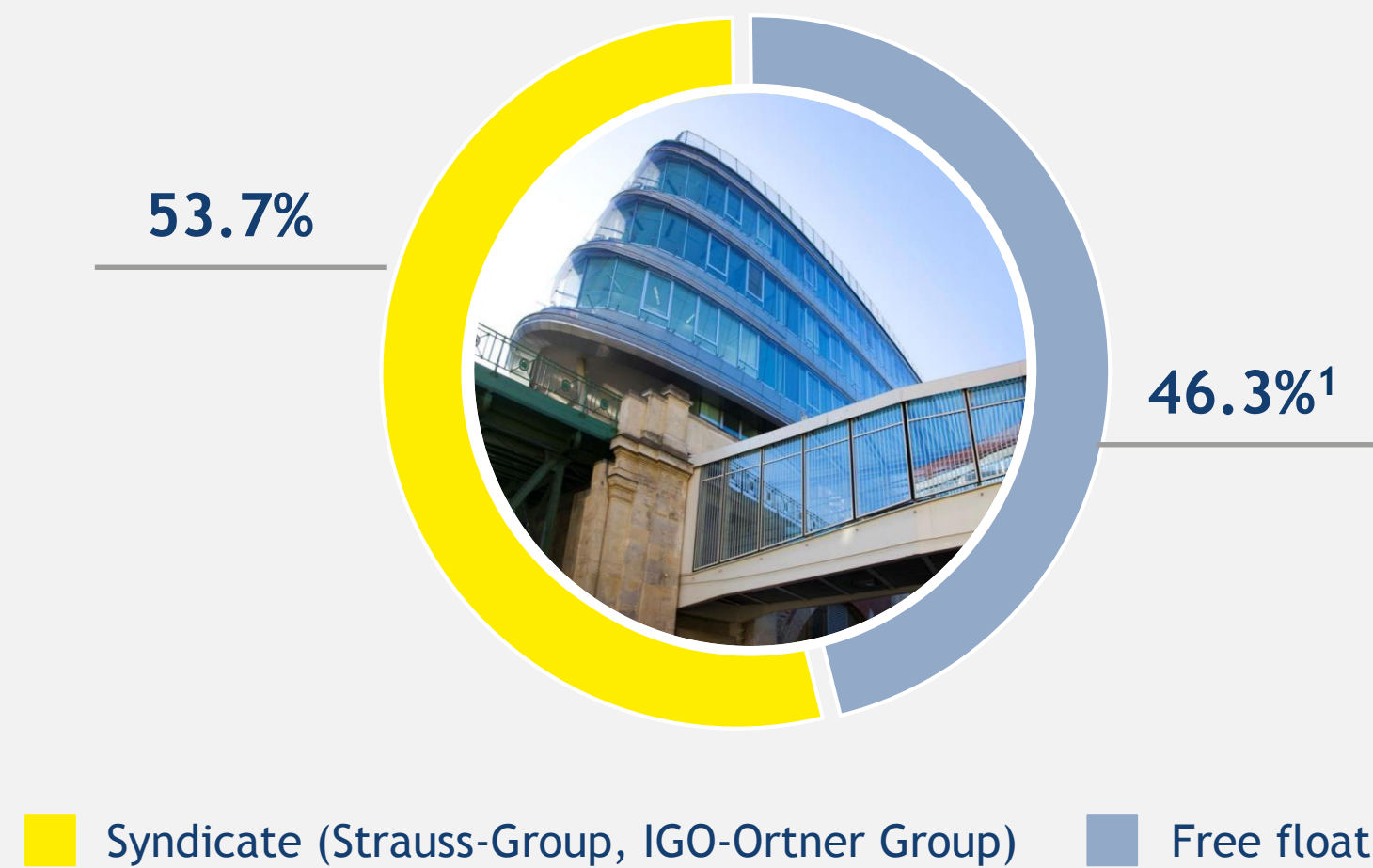
Diversity@PORR

- **Women@PORR:** Promotion of women
- Openness for religious, ethnical and sexual diversity

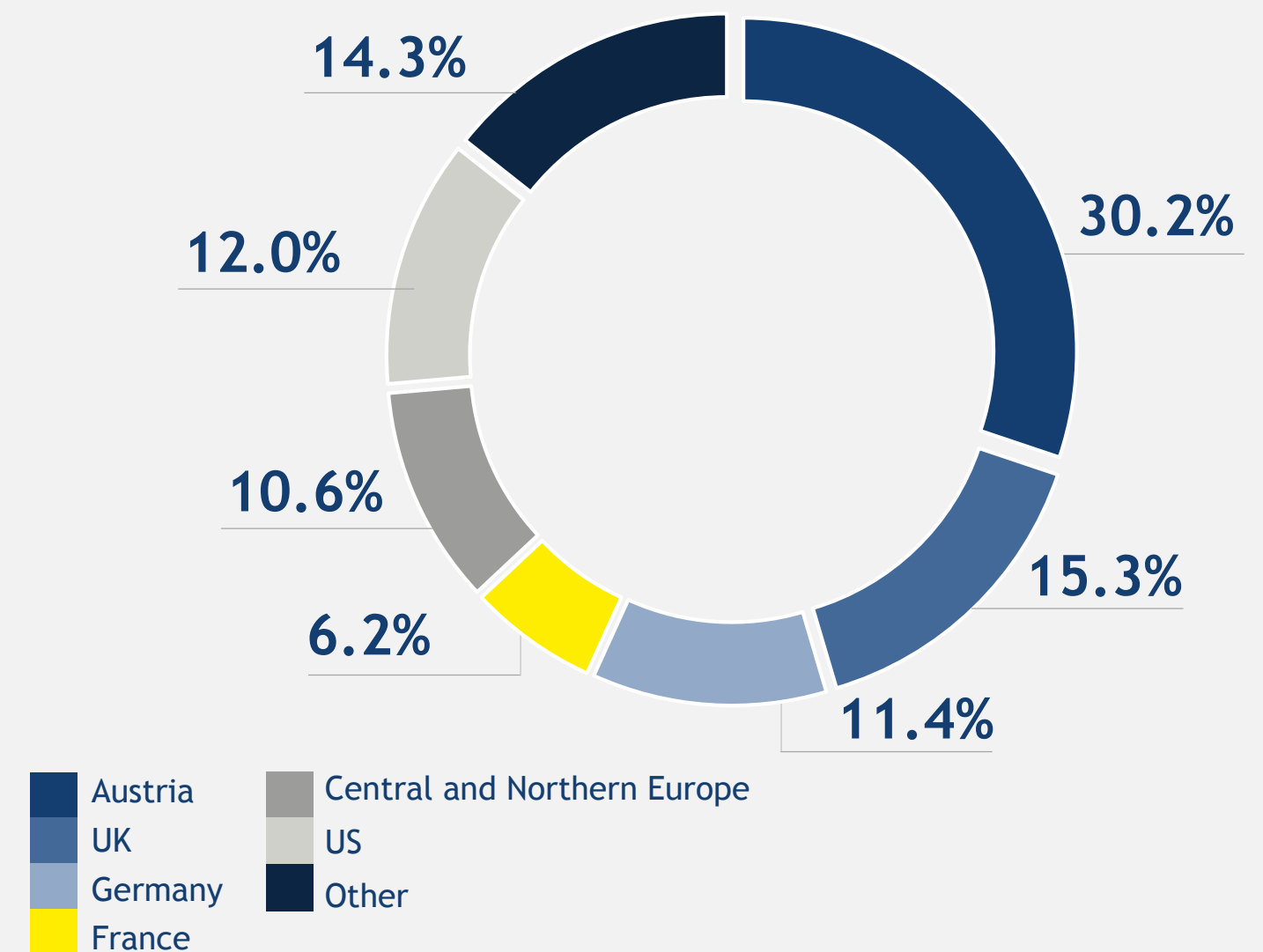
The logo for PORR, consisting of the letters 'PORR' in a bold, yellow, sans-serif font, set against a dark blue rectangular background.

Shareholder Structure

Ownership Structure



Free Float - Geographical Split



¹ of which 5.85% Heitkamp Construction GmbH, 4.05% Wellington Management Group LLP and 3.48% PORR Management and PORR AG (treasury shares)



Financial Performance



Key Financials

Key Earnings Figures¹ (EURm)	Q3 2018	% Δ	Q3 2017
Production output	4,055.1	21.3%	3,343.4
Revenue	3,644.4	20.9%	3,015.1
EBT	31.2	9.9%	28.4
Net profit	23.3	9.1%	21.3
Key Assets and Financial Figures¹ (EURm)	30.09.2018	% Δ	31.12.2017
Total assets	3,249.7	12.6%	2,884.8
Equity	578.9	(3.0%)	597.0
Equity ratio	17.8%	(2.9 PP)	20.7%
Net debt/Net cash	460.3	>100.0%	147.4
Key Share Data¹ (EURm)	30.09.2018	% Δ	31.09.2017
Number of shares (weighted average)	29,095,000	-	29,095,000
Market capitalisation	741.9	(4.6%)	777.6

¹ Rounding differences can appear



Consolidated Income Statement

EUR m ¹	Q3 2018	Q3 2017	2017	% Q3 18/17
Production output²	4,055.1	3,343.4	4,738.2	21.3%
Revenue	3,644.4	3,015.1	4,292.9	20.9%
Share of profit/loss of companies accounted for under the equity method	56.8	31.3	59.2	81.6%
Cost of materials and other related production services ³	(2,548.1)	(2,043.0)	(2,944.0)	(24.7%)
Staff expense	(874.6)	(749.0)	(1,036.1)	(16.8%)
Other operating result ⁴	(148.3)	(143.5)	(171.3)	(3.3%)
EBITDA	130.3	110.8	200.7	17.6%
- in % of Production output	3.2%	3.3%	4.2%	
Depreciation, amortisation & impairment	(87.7)	(77.7)	(110.5)	(12.8%)
EBIT	42.6	33.1	90.2	28.8%
- in % of Production output	1.1%	1.0%	1.9%	
Financial result	(11.4)	(4.7)	(4.9)	(>100.0%)
EBT	31.2	28.4	85.3	9.9%
- in % of Production output	0.8%	0.8%	1.8%	
Taxes	(7.9)	(7.0)	(21.6)	(12.2%)
Profit for the period	23.3	21.3	63.7	9.1%

¹ Rounding differences may appear

² Output of consortiums and all associates are included proportionally in production output which deviates from revenues pursuant to IFRS

³ Cost of materials = material expenses + purchased services

⁴ Own work capitalised in non-current assets included

Key Ratios

EUR m ¹	Q3 2018	Q3 2017	2017	Δ Q3 18/17
Production output²	4,055.1	3,343.4	4,738.2	21.3%
Revenue	3,644.4	3,015.1	4,292.9	20.9%
Ratio of profit/loss of companies (at equity)	1.4%	0.9%	1.2%	0.5 PP
Material cost ratio ³	(62.8%)	(61.1%)	(62.1%)	(1.7 PP)
Personnel cost ratio	(21.6%)	(22.4%)	(21.9%)	0.8 PP
Others ⁴	(3.7%)	(4.3%)	(3.6%)	(0.6 PP)
EBITDA	130.3	110.8	200.7	17.6%
- in % of Production output	3.2%	3.3%	4.2%	(0.1 PP)
Depreciation, amortisation & impairment	(2.2%)	(2.3%)	(2.3%)	0.2 PP
EBIT	42.6	33.1	90.2	28.8%
- in % of Production output	1.1%	1.0%	1.9%	0.1 PP
Financial result	(0.3%)	(0.1%)	(0.1%)	(0.1 PP)
EBT	31.2	28.4	85.3	9.9%
- in % of Production output	0.8%	0.8%	1.8%	-
Taxes	(0.2%)	(0.2%)	(0.5%)	-
Profit for the period	23.3	21.3	63.7	1.9

¹ Rounding differences may appear

² Output of consortiums and all associates are included proportionally in production output which deviates from revenues pursuant to IFRS

³ Cost of materials = material expenses + purchased services

⁴ Own work capitalised in non-current assets included



Statement of Financial Position

EUR m		30.09.2018	31.12.2017	31.12.2016
Assets	Non-current assets	1,044.6	1,037.1	801.3
	Current assets	2,205.1	1,847.6	1,560.8
	Total assets	3,249.7	2,884.8	2,362.1
Equity & liabilities	Equity ¹	578.9	597.0	440.9
	Non-current liabilities	672.8	587.1	562.7
	Current liabilities	1,998.0	1,700.7	1,358.5
	Total equity and liabilities	3,249.7	2,884.8	2,362.1
Ratios:	Net debt/Net cash ²	460.3	147.4	(53.3)
	Equity ratio	17.8%	20.7%	18.7%

¹ Incl. Non-controlling interests

² Bonds & SSD plus financial liabilities less cash and cash equivalents

PORR

Business Units (1/2)

Production output
per 30.09.2018

Prod. output¹
(in EUR m)

Description

Regional
Focus

BU 1 AT/CH/CZ

1,966 Share: **48%**

- PORR's largest business unit
- Home markets providing nearly all construction services
- Residential, office, industrial and road construction



BU 2 GERMANY

678 Share: **17%**

- PORR's 2nd largest single market
- Home market providing all construction services
- Residential, office, industrial, road construction and special ground works (Franki, Stump)



BU 3 INTERNATIONAL

1,190 Share: **29%**

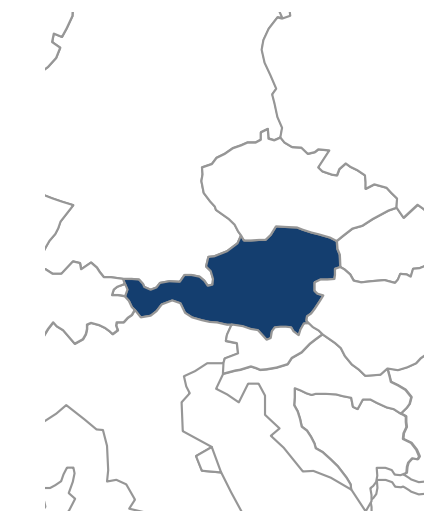
- PORR's unit for technical leadership
- Focus on project business
- Especially tunnel and railway construction



BU 4 ENVIRONMENTAL, HEALTHCARE & SERV.

179 Share: **4%**

- PORR's unit for promising niches
- Focus on project business
- Demolition, waste treatment, PPP, recycling, health care, property & facility management



¹ Share of production output of PORR AG Holding ~1.0%, rounding differences may appear



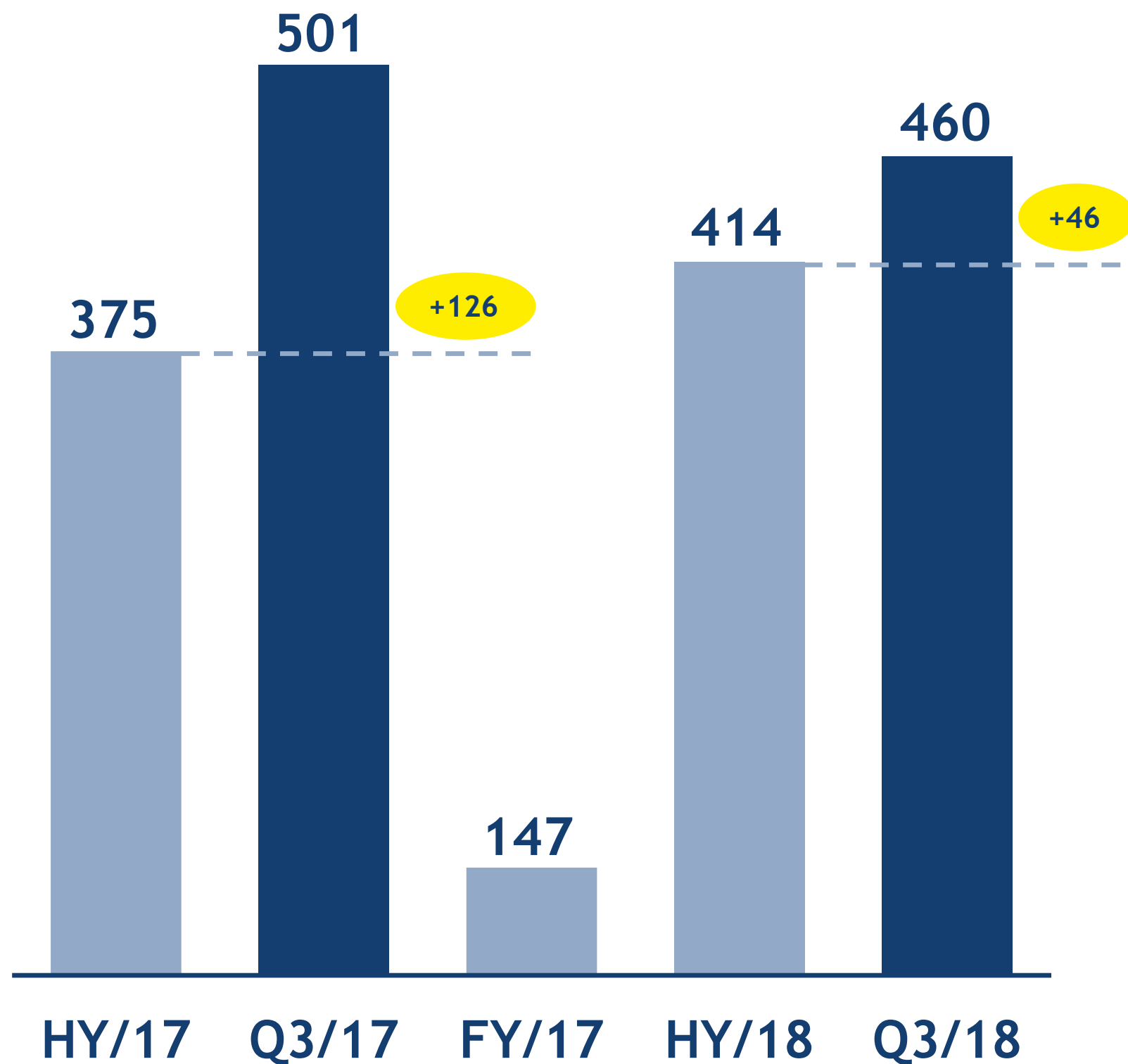
Business Units (2/2)

<i>EUR m</i> <i>% growth per</i> <i>30.09.2018</i>	Output	Backlog	Comments
BU 1	1,996.0 +15%	2,188 +4%	<ul style="list-style-type: none"> ▪ Strong market position in Austria ▪ Austria, Czech Republic grew most ▪ Large-scale projects in building construction and industrial engineering
BU 2	677.9 +27%	1,609 +49%	<ul style="list-style-type: none"> ▪ Realignment becomes visible ▪ Industrial engineering/road construction on a high level ▪ 2030 investment plan into infrastructure: project potential for the next years
BU 3	1,189.7 +31%	2,775 +15%	<ul style="list-style-type: none"> ▪ Order intake on a high level (infrastructure tunnelling projects) ▪ Poland: double digit price increase for raw materials, logistics, subcontractors, overheated labour market ▪ Further projects from EU-Cohesion fund in Poland expected
BU 4	179.2 +10%	202 +63%	<ul style="list-style-type: none"> ▪ Niches targeted (environmental engineering, facades, sewage) ▪ Steady increase of orders



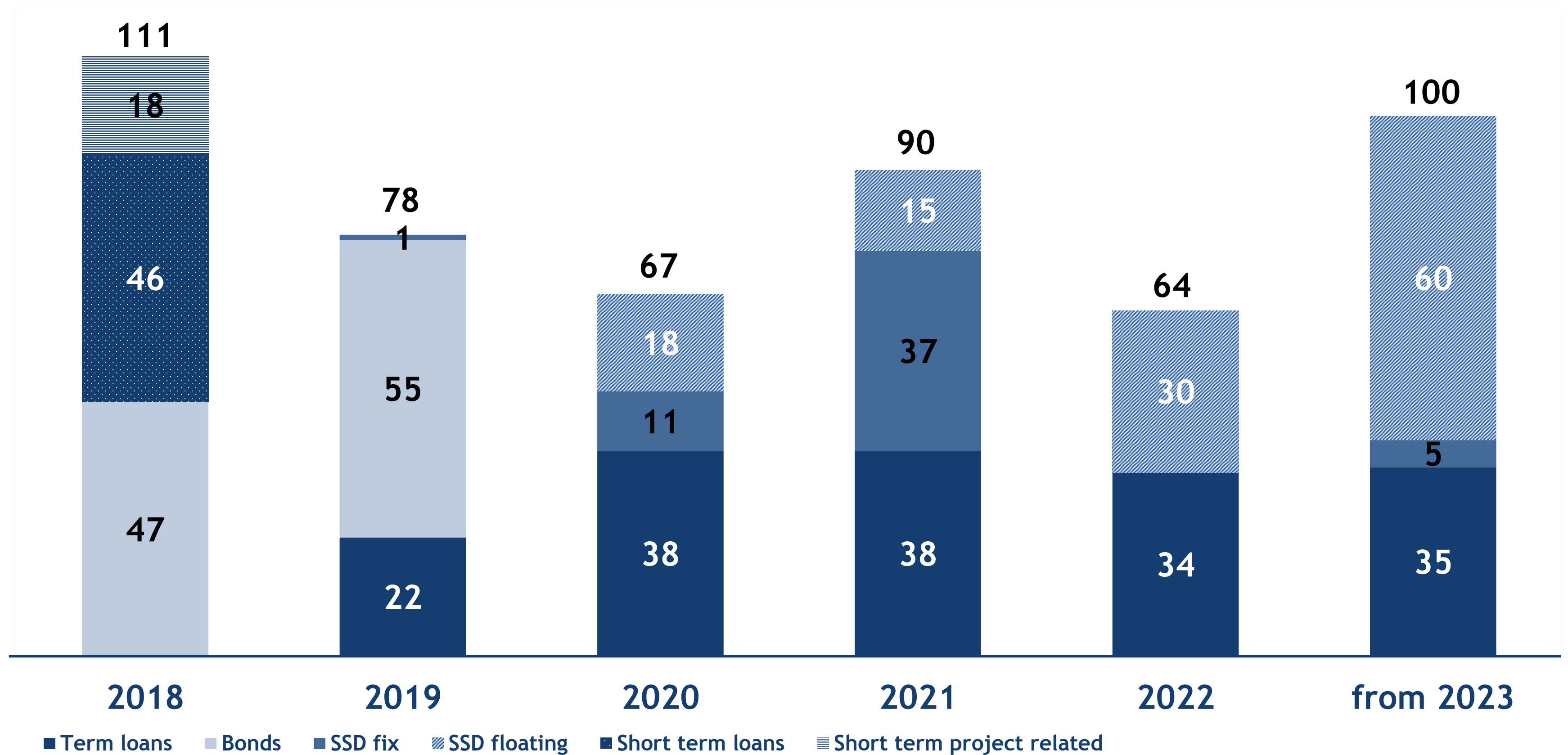
Improved Q3 Net Debt

EURm



- Usual seasonal quarter increase
- Lower quarter-on-quarter increase (EUR +46m vs. EUR +126m)
- Q3 net debt of EUR 460.3m below quarter level in Q3/17 of EUR 500.5m
- Focus on **steering** key financials and active working capital management

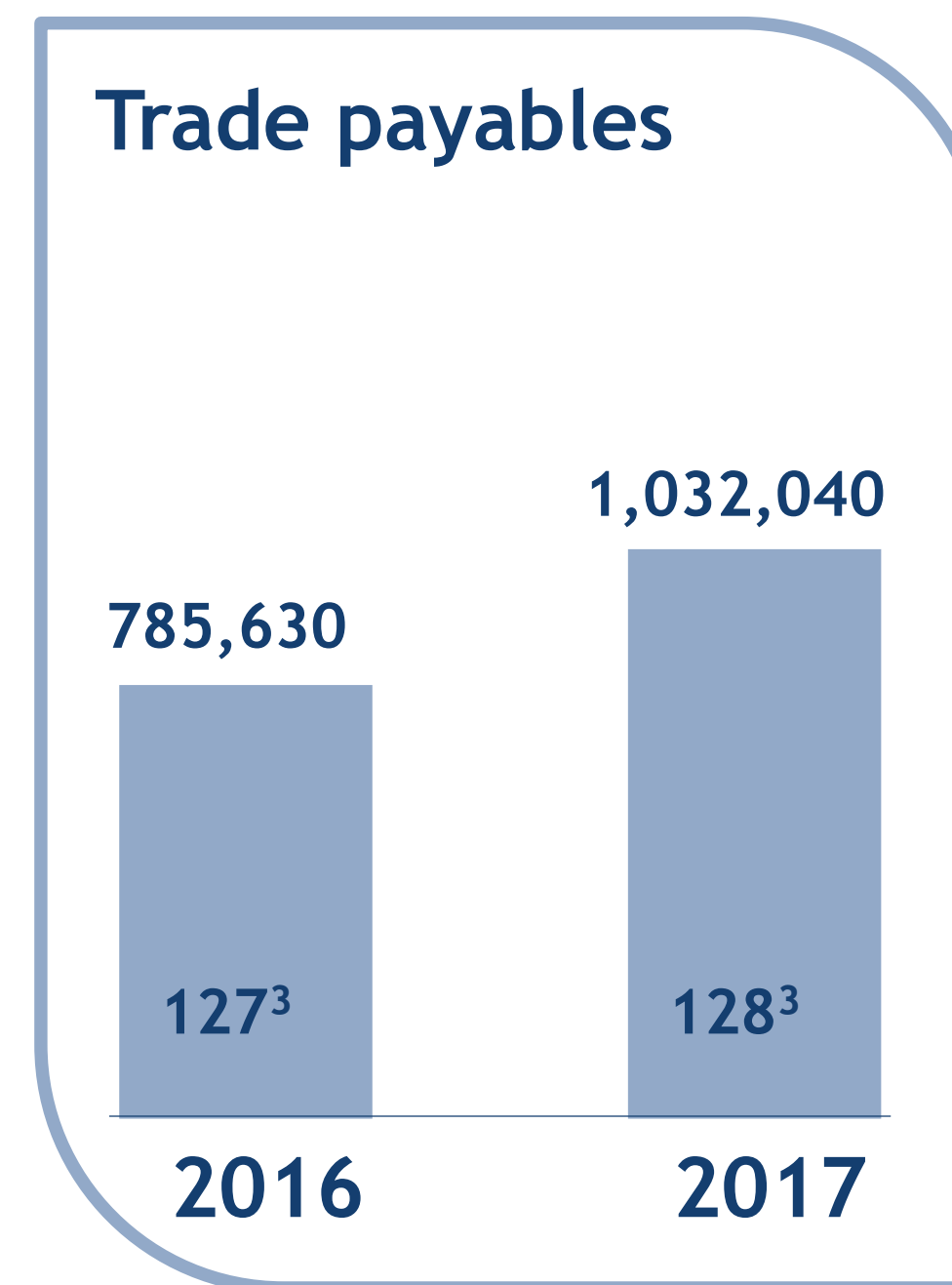
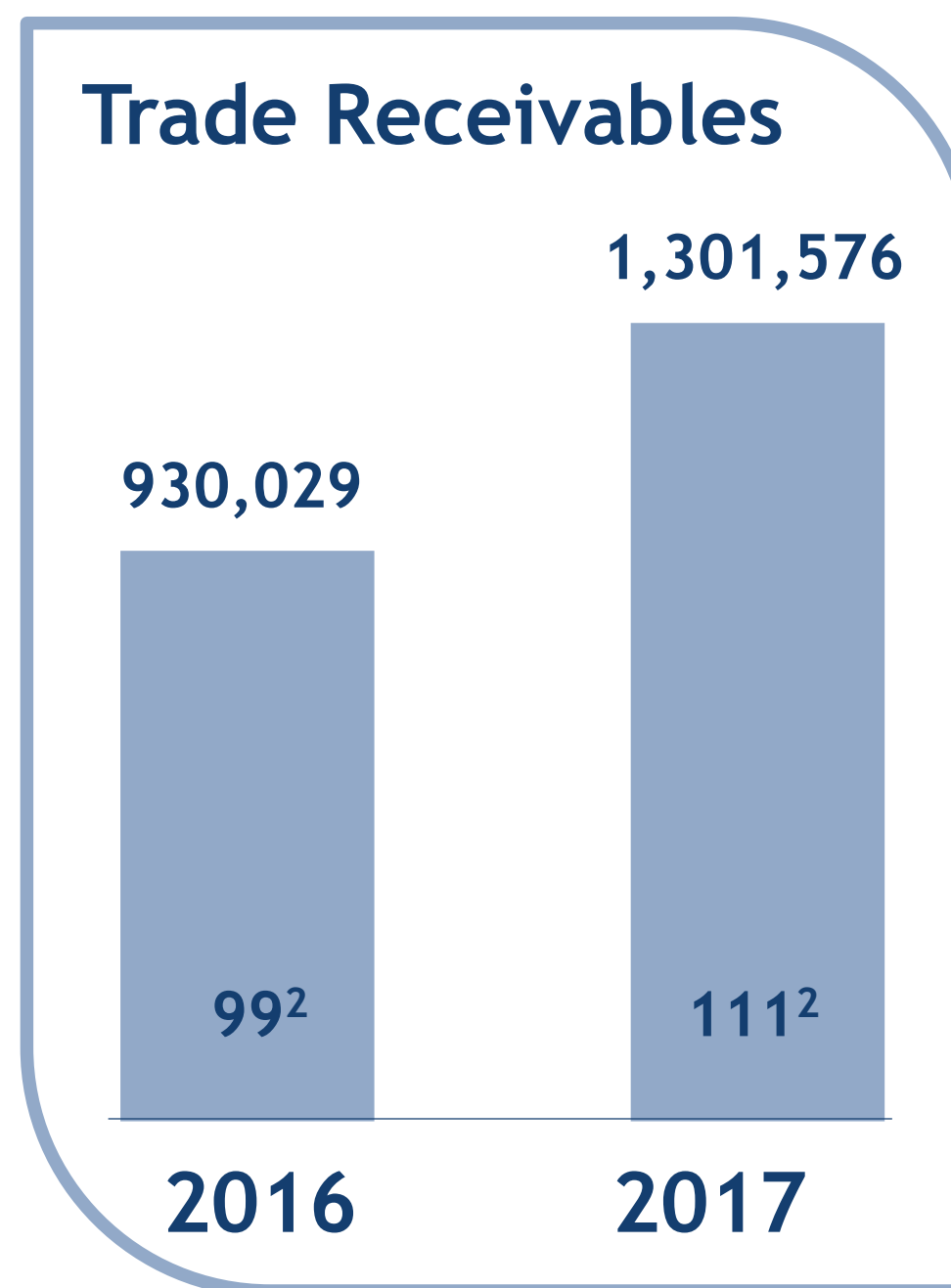
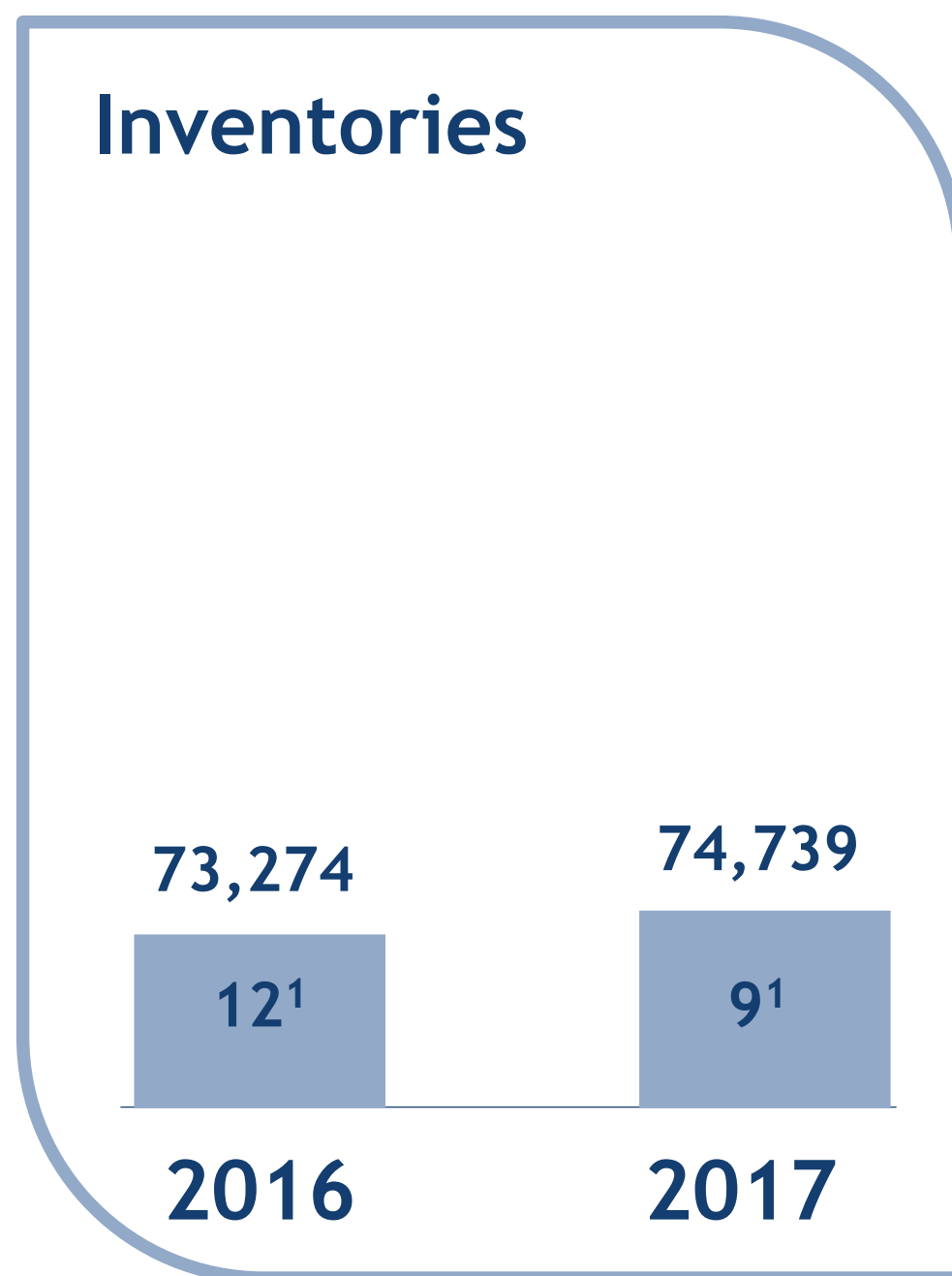
Maturity Profile of PORR's Financial Liabilities as of 30.09.2018



Comment: Chart excludes leasing liabilities and FX-hedge-liabilities. Figures are in EUR m.



Net Working Capital Development



Net Working Capital:

	<i>tEUR</i>	<i>% of sales</i>	
2016:	217,673	6.4%	} +160bps
2017:	344,275	8.0%	



Main topics 2017:

- Newly consolidated companies
- Growth
- Large-scale infrastructure projects

¹ DIO (days inventory outstanding) ² DSO (days sales outstanding) ³ DPO (days payable outstanding)



Landmark Projects

Expressway S17 Ryki

Country: PL
Value: EUR 117.3m
Schedule: 2014-2019



2019

Europaallee Zürich Lots

Country: CH
Value: EUR 152.5m
Schedule: 2015-2020



2021

FAIR ring accelerator, Darmstadt

Country: DE
Value: EUR 207.0m
Schedule: 2018-2021



Brenner Base Tunnel

Country: AT
Value: EUR 531.3m
Schedule: 2018-2024



2020


ARGE Tunnel Alaufstieg

Country: DE
Value: EUR 368.2m
Schedule: 2012-2019



LK 93 Czechowice Dziedzice - Oswiecim

Country: PL
Value: EUR 115.5m
Schedule: 2018-2021



2024

Expressway S61 Szczuczyn - Elk

Country: PL
Value: EUR 97.7m
Schedule: 2018-2021



Top Order Intakes 2017/2018

- A1 Rhine Bridge Leverkusen/DE/304.8m
- Deep Tunnel Stormwater, Dubai/AE/139.4m
- Musaimeer Pumping Station, Qatar /AE/99.8m
- S-Bahn-Tunnel Erdinger Ringschluss/DE/92.5m
- Office Build. Baloise Park, Basel/CH/86.5m

Q4 17



- S6 Expressway, Bozepole-Luzino/PL/63.8m
- Apartmentbldgs. Thulestr., Berlin/DE/n.a.
- Office Bldgs. QBC 1+2, Vienna/AT/n.a.
- Asphaltting Works Lots 1-8, Arad/RO/21.7m
- App. Bldgs. Posthof, Erfurt/DE/19.5m

Q2 18



Q1 18



- Prelim. works FAIR ring acc./DE/207.0m
- Nowe Miasto Lubaw Ringroad/PL/62.1m
- Office Bldg. Franklinturm, Zurich/CH/60.9m
- App. Bldg. Sirius, Vienna/AT/36.2m
- App. Bldg. Laaer-Berg-Straße, Vienna/AT/n.a.

Q3 18



- Arge H51 Pfons-Brenner/AT/531.3m
- LK 93 Oswiecim - Czechowice-Dziedczice /PL/115.5m
- Szczuczyn - Elk, S61 ex. route/PL/92.7m
- NOC 2.3. Regerstraße, Munich/DE/75.3m
- Projekt Korso Meiereistraße, Vienna/AT/41.6m

PORR

Analyses & Coverage

Research Reports

Institution	Analyst	Price Target	Recommendation	Last Update
Hauck & Aufhäuser	Aliaksandr Halitsa	30.0	Hold	31.08.2018
ERSTE Group	Daniel Lion	33.7	Buy	10.09.2018
Kepler Cheuvreux	Stephan Trubrich	20.0	Hold	30.11.2018
Raiffeisen Centrobank	Markus Remis	23.0	Hold	20.03.2019
SRC Research	Stefan Scharff	33.0	Buy	20.03.2019



IR Information for PORR AG

Share Information

Share price ¹	EUR 20.30
Market capitalisation ¹	EUR 590.6m
Official market	Vienna Stock Exchange Prime Market
Number of shares outstanding	29,095,000
Ticker symbol	POS VI
ISIN	AT0000609607

IR Contact

For further information please contact
the Investor Relations department

T +43 (0) 50 626-1763

IR@porr-group.com

Financial calendar

29 April 2019:	Annual Report 2018
28 May 2019:	Q1 Result 2019
29 May 2019:	Annual General Meeting 2019
04 Jun 2019:	Trade Ex-dividend
05 Jun 2019:	Record Date Dividend
06 Jun 2019:	Dividend Payout Day
29 Aug 2019:	Half Year Result 2019
28 Nov 2019:	Q3 Result 2019

¹ as of March 27th, 2018

